



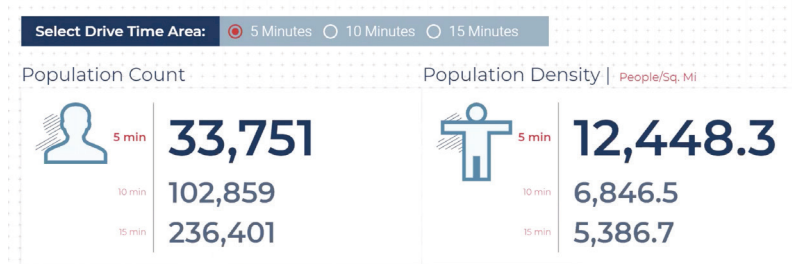
Clearview Analytics – Economic Development Insights (EDI)

BY AVENU INSIGHTS & ANALYTICS

EQUIP YOUR JURISDICTION WITH INSIGHT THAT DRIVES RESULTS

Economic development is rarely limited to the process of raising total production, total income or even per capita income. Improvement in the quality of life is always a goal, which often accounts for the volume of goods and services available per person. Imagine if you had a tool that expands this view to help you also address– a higher level of gainful employment, more equal distribution of wealth and incomes, greater security, a healthier life and more.

Taking steps to attract people to move to a community is an important strategy. Local governments that strive to build relationships, partner, and actively engage business and community leaders to spearhead economic development initiatives ultimately achieve sustainable growth.

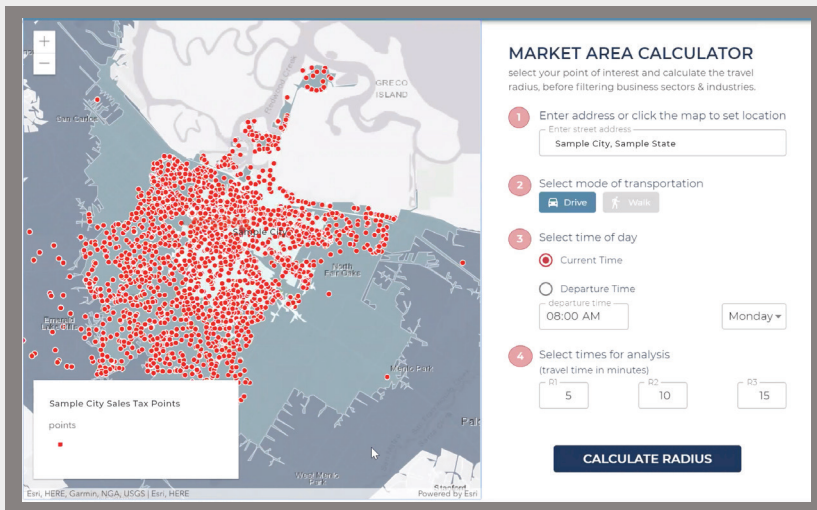


Avenu's Clearview Analytics – Economic Development Insights (EDI) tool removes the guessing when it comes to planning for your jurisdiction's future.

Clearview Analytics EDI provides city and county leadership with real-time unique views of revenue and demographic data that enable **site selection, development planning, and policy analysis** – all based on minutes spent driving or walking a certain radius.

This ability to have industry specific drill-down capabilities broken down by tax revenue allows you to perform instant analysis of specific geographical areas.

In addition, the demographic summary provides **population count, population density, crime index results, and median household income** all by pre-determined drive-time parameters – enabling leaders to reach critical conclusions instantly.

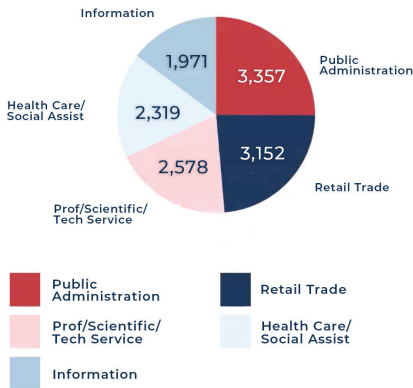


TECHNOLOGY, LEADERSHIP, AND INNOVATION

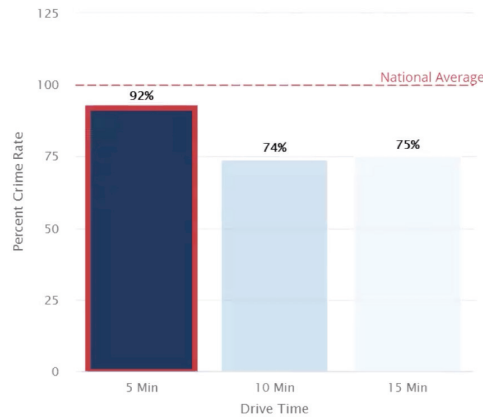
Remove the cost and complexity of managing, monitoring, and executing on your economic development planning.

Top 5 Industries

Employees by NAICS Code



Crime Index



Median Household Income



DRIVE TIME ANALYSIS

Using analytic tools and traffic service data provided by ArcGIS, Avenu creates a geographical overlay of the areas from a point or points that can be reached within a specified drive time or driving distance. Pairing this with tax revenue and demographic data creates a powerful analysis of your jurisdictions economic landscape.

INDUSTRY DRILL DOWN CAPABILITIES

Avenu aggregates and organizes both sales and property tax data by industry with the ability to drill down into specific sectors. Through intuitive graphical displays each individual sector's tax data is summarized by pre-determined drive time parameters of any location.

DEMOGRAPHIC SUMMARY

Understand your jurisdictions complete demographic breakdown instantly by using Clearview's Demographic drive time analysis. Instantly analyze population count, population density, crime index, and median household income all within pre-defined drive time parameters of any location.

From the Experts Trusted by Jurisdictions Nationwide

When state and local governments need support, they turn to Avenu. We support mission-critical government operations with revenue enhancement programs and administration software that's backed by public sector expertise, making it easy to serve citizens reliably, efficiently, and securely.

Ready to see how Avenu can support you? Request more information at succeed@avenuinsights.com.